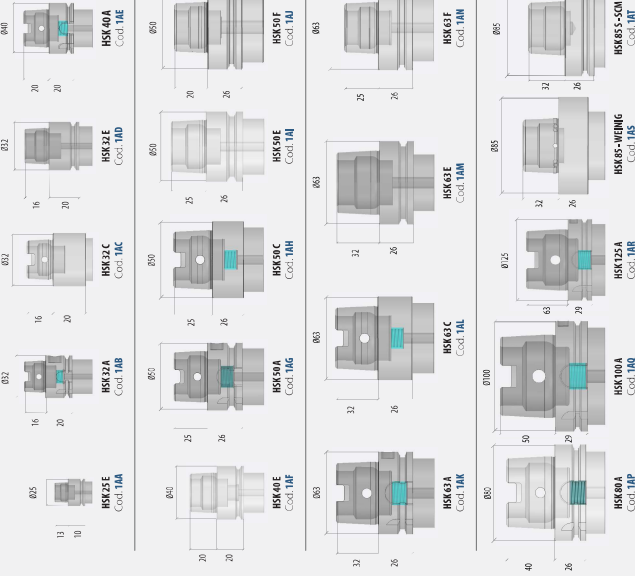


**Part codes for available HSK CONNECTIONS\***

To configure your toolholder you need to choose one of the following connections first.

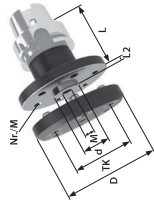
\*See page 69 for the complete list of EN manufacturing rules.



**HSK TOOL HOLDERS DIN 69893**

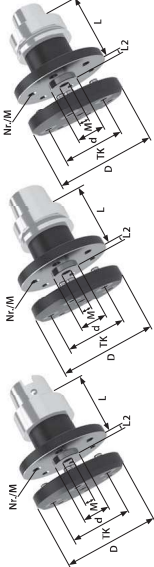
**Saw Blade Holders with/without Counterflange**

Saw Blade Holders are used for circular saws clamping. The tools is locked in place with six screws and (optionally) with a safety counterflange.



Part code	Description	D	d	L	L2	Nr/M	TK	M	Connection	Balancing (RPM)
AS00	saw blade holder without counterflange	90	30	60	3	6/MS/MS	60	M12	HSK40E	24,000
AS00	saw blade holder without counterflange	90	30	60	3	6/MS/MS	60	M12	HSK50A-C-E-F	24,000
AS01	saw blade holder without counterflange	100	1-1/4"	60	3	6/MS/MS	75	M12	HSK50A-C-E-F	24,000
AS02	saw blade holder without counterflange	80	1"	60	3	6/MS/MS	50	M10	HSK63A-C-E-F	24,000
AS03	saw blade holder without counterflange	90	30	60	2.5	6/MS/MS	60	M12	HSK63A-C-E-F	24,000
AS04	saw blade holder without counterflange	100	1-1/4"	60	3	6/MS/MS	75	M12	HSK63A-C-E-F	24,000
AS05	saw blade holder without counterflange	100	32	60	4	8/MS/MS	75	M12	HSK63A-C-E-F	24,000
AS06	saw blade holder without counterflange	120	40	80	5	8/MS/MS	80	M16	HSK63A-C-E-F	24,000
AS07	saw blade holder without counterflange	130	50	80	5	8/MS/MS	90	M16	HSK63A-C-E-F	24,000

**PARTS OF YOUR BUSINESS**



Part code	Description	D	d	L	L2	Nr/M	TK	M	Connection	Balancing (RPM)
AR00	saw blade holder with counterflange	90	30	60	3	6/MS/MS	60	M12	HSK40E	24,000
AR00	saw blade holder with counterflange	90	30	60	3	6/MS/MS	60	M12	HSK50A-C-E-F	24,000
AR01	saw blade holder with counterflange	100	1-1/4"	60	3	6/MS/MS	75	M12	HSK50A-C-E-F	24,000
AR02	saw blade holder with counterflange	80	1"	60	3	6/MS/MS	50	M10	HSK63A-C-E-F	24,000
AR03	saw blade holder with counterflange	90	30	60	2.5	6/MS/MS	60	M12	HSK63A-C-E-F	24,000
AR04	saw blade holder with counterflange	100	1-1/4"	60	3	6/MS/MS	75	M12	HSK63A-C-E-F	24,000
AR05	saw blade holder with counterflange	100	32	60	4	8/MS/MS	75	M12	HSK63A-C-E-F	24,000
AR06	saw blade holder with counterflange	120	40	80	5	8/MS/MS	80	M16	HSK63A-C-E-F	24,000
AR07	saw blade holder with counterflange	130	50	80	5	8/MS/MS	90	M16	HSK63A-C-E-F	24,000

When the sawblade holder is used with a counterflange, the tool is locked with a central M12 or M16 screw in addition to the standard six M5 or M6 ones. The counterflange is recommended for saws with an external diameter wider than 25cm (10")

MANUFACTURING MATERIAL

